

CLASSIC Cool

TT-54'500



Temperature range +10°C up to +40°C


Cooling capacity **54 kW** nominal

Heating capacity **12 kW**

Pump capacity 225 l/min; max. 5.5 bar

Refrigerating agent R-134a

Ambient temperature up to +45°C



Functions

- Self-optimizing temperature controller with temperature display 1/10°C – steps
- Display in °C or °F and l/min or gal/min
- Digital flow display and monitoring
- Integrated heating
- Automatic or manual refill

Working principle

- The cooling compressor cools the content of the water tank to a required temperature
- The resulting warm exhaust air is blown upwards by a fan

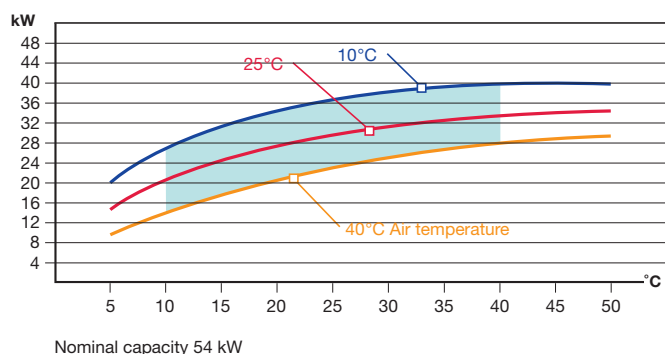
Construction

- Proven pump with mechanical seal
- Long life expectancy due to the electronic control of the compressors operating time
- All parts in contact with water are made of stainless steel or bronze
- Unit on castors

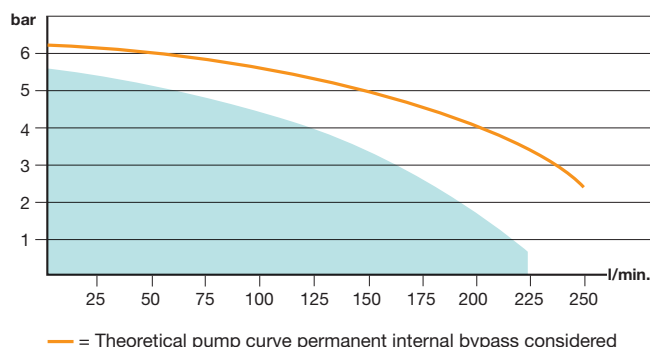
Safety features

- Automatic level control with prewarning at low water level
- Electronic temperature limitation and monitoring in the controller
- Mechanical safety thermostats
- Visual and acoustic fault indications
- Integrated circuit breakers
- Main switch, transformer and motor protection switch

Cooling capacity



Pump capacity



Technical data

Product attributes	Unit	TT-54'500
Temperature control		Self-optimizing, electronic microprocessor controller MP-888 with digital display of the set and actual value. Automatic temperature monitoring.
Flow control		Electronically, with digital display and automatic control of the minimum flow.
Cooling capacity (Nominal capacity)	kW	54 kW - see diagram
Temperature range		
Circulating water	°C	+10°C up to +40°C
Air temperature	°C	+2°C up to +45°C
Heating	kW	12 kW, manual switchable
Content water tank	l	Approx. 250 l
Refrigerating agent		R-134a
Pump capacity		Max. 6,2 bar / max. 250 l/min - see pump diagram
Compressor		Hermetically sealed
Condenser		Air cooled, air inlet located on the side, blow out located on the top
Air volume		8'000 m³/h (not relevant to WK)
Power consumption	kW	Approx. 18 kW (heating mode approx. 18 kW, cooling mode approx. 14 kW)
Connections		
To mould		1¼" BSP female thread
From mould		1½" BSP female thread
Automatic water refill		¾" BSP female thread
Drainage		1" BSP female thread
Cooling water (WK)		
Inlet		1" BSP female thread (only at water-cooled)
Outlet		1" BSP female thread (only at water-cooled)
Dimensions (L×W×H)	mm	1'350x1'050x1'950 mm, incl. castors
Noise level (in 3 m distance)	dBA	65 dBA
Weight	kg	585 kg empty
Colour		Silvergrey RAL 7001

TT-54'500 WK: The same model is also available as a water cooled version.
 Required cooling water: min. 1.5 bar water pressure
 with cooling tower water (approx. 30°C) approx. 65 l/min cooling water consumption
 with tap water (approx. 10 - 15°C) approx. 25 - 40 l/min cooling water consumption