

# CLASSIC Water

## TT-1368 W




Water from 20°C up to 90°C

Heating capacity  
**24 kW | 48 kW | 72 kW | 96 kW**

Cooling capacity **400 kW @ 70°C**

Cooling system indirect

Applications: rollers, plates, double-walled vessels, large consumers



### Functions

- Self-optimizing temperature controller with temperature display 1/10°C – steps
- Display in °C to or °F and l/min or gal/min
- Digital flow display and monitoring
- Automatic temperature control
- Heating switchable in stages
- Heaters with cascade connection
- Pressure display
- Automatic water filling

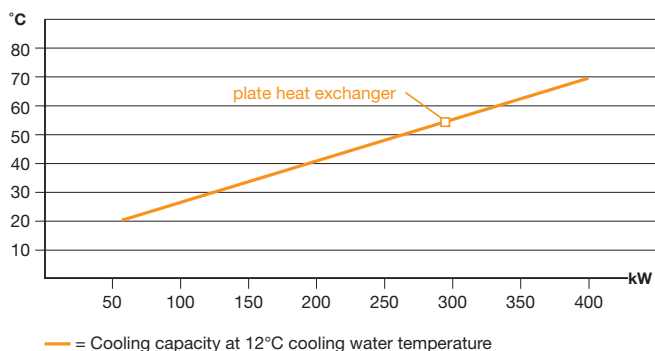
### Construction

- High-performance centrifugal pump
- Cooling system: large dimensioned plate heat exchanger
- Large dimensioned return tank
- All parts in contact with water are made of stainless steel or bronze
- Unit on adjustable feet

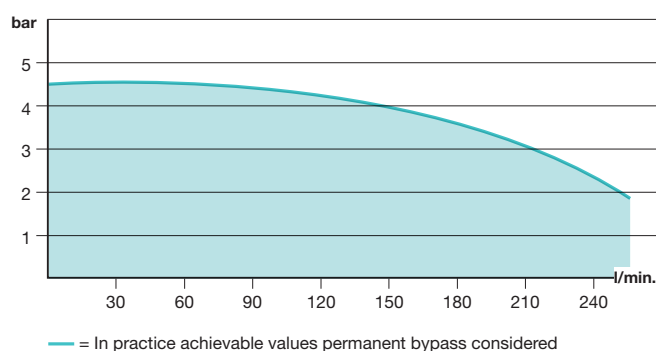
### Safety features

- Level control for dry run protection
- Electronic temperature limitation and monitoring in the controller
- Mechanical safety thermostats
- Visual and acoustic fault indications
- Integrated circuit breakers
- Main switch, transformer and motor protection switch

## Cooling capacity



## Pump capacity



## Technical data

Product attribute	Unit	TT-1368 W			
Temperature range	°C	20°C up to 90°C with water			
Temperature control		Self-optimizing, electronic microprocessor controller MP-888 with digital display of the set and actual value. Automatic temperature monitoring.			
Flow control		Electronically, with digital display and automatic control of the minimum flow.			
Heating capacity	kW	<b>24 kW</b>	<b>48 kW</b>	<b>72 kW</b>	<b>96 kW</b>
Switchable in stages		8/8/8	8/8/8/8/8/8	16/16/16/8/8/8	16/16/16/16/16/16
		Automatic switching of the required heating power			
Cooling capacity		Approx. <b>400 kW</b> at 70°C - see diagram			
Pump capacity					
Motor	kW	4 kW			
Pressure mode		Max. 4,5 bar / max. 250 l/min - see diagram			
Expansion tank capacity		96 litres	130 litres		
Filling amount		70 litres	100 litres		
Expansion volume		75 litres	100 litres		
Connections					
Medium		Flange DN32 / PN16			
Cooling water		1½" BSP female thread			
Dimensions (L×W×H)	mm	1'710×790×1'540 mm, incl. feet		2'150×1'300×1'950 mm, incl. feet	
Weight	kg	Approx. 520 kg empty		Approx. 850 kg empty	
Colour		Silvergrey RAL 7001			