

CLASSIC Water

TT-1368 V




Water from 20°C up to 90°C

Heating capacity **72 kW** | **96 kW** | **144 kW**

Cooling capacity **400 kW** @ 80°C

Cooling system indirect

Applications: rollers, plates, double-walled vessels, large consumers



Functions

- Self-optimizing temperature controller with temperature display 1/10°C – steps
- Display in °C to or °F and l/min or gal/min
- Digital flow display and monitoring
- Automatic temperature control
- Heating switchable in stages
- Heaters with cascade connection
- Pressure display
- Automatic water filling

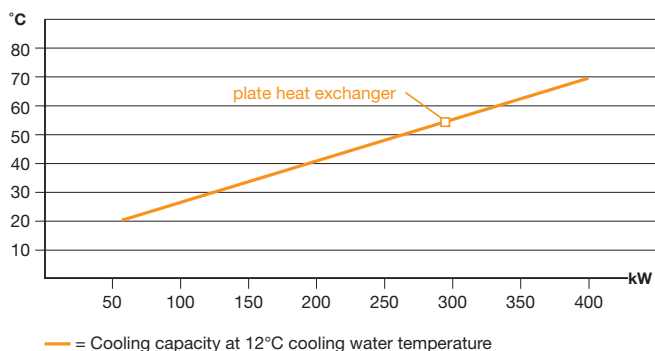
Construction

- High-performance centrifugal pump
- Cooling system: large dimensioned plate heat exchanger
- Large dimensioned return tank
- All parts in contact with water are made of stainless steel or bronze
- Unit on adjustable feet

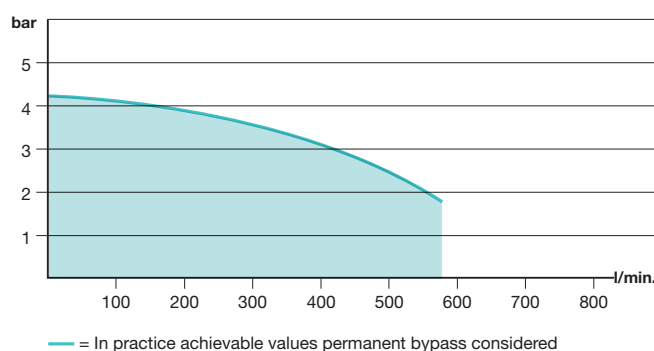
Safety features

- Level control for dry run protection
- Electronic temperature limitation and monitoring in the controller
- Mechanical safety thermostats
- Visual and acoustic fault indications
- Integrated circuit breakers
- Main switch, transformer and motor protection switch

Cooling capacity



Pump capacity



Technical data

Product attribute	Unit	TT-1368 V		
Temperature range	°C	20°C up to 90°C with water		
Temperature control		Self-optimizing, electronic microprocessor controller MP-888 with digital display of the set and actual value. Automatic temperature monitoring.		
Flow control		Electronically, with digital display and automatic control of the minimum flow.		
Heating capacity	kW	72 kW	96 kW	144 kW
Switchable in stages		16/16/16/8/8/8	16/16/16/16/16/16	32/32/32/16/16/16
		Automatic switching of the required heating power		
Cooling capacity		Approx. 400 kW at 80°C - see diagram		
Pump capacity				
Motor	kW	7.5 kW		
Pressure mode		Max. 4,1 bar / max. 580 l/min - see diagram		
Expansion tank capacity		130 litres		
Filling amount		100 litres		
Expansion volume		100 litres		
Connections				
Medium		Flange DN50 / PN10		
Cooling water		1½" BSP female thread		
Dimensions (L×W×H)	mm	2'150×1'300×1'950 mm, incl. feet		
Weight	kg	Approx. 915 kg		
Colour		Silvergrey RAL 7001		