

## SWITCH-TEMP

Pressurised water unit with 2 temperature circuits for cyclic heating and cooling

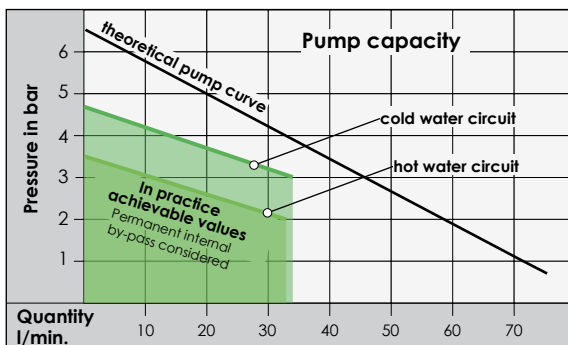
Operational use: with water from 30°C up to 160°C

The unit enables to switch within seconds between two independent circuits.



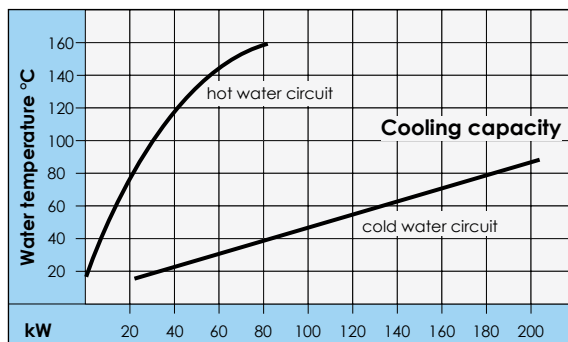
### Features included

- Self-optimizing temperature controller with digital display of the set and actual temperature. With high precision regulation in  $\frac{1}{10}^{\circ}$  range; can be adjusted to read °C or °F.
- Automatic temperature control - difference between set and actual temperature activates an alarm.
- Indication of the pressure to the mould and of the system pressure.
- Automatic pressure discharge, aeration and water filling.
- Lime scale free heat exchanger.
- All components in contact with water are made of stainless steel or bronze.
- Safety devices:
  - Automatic level control for dry run protection.
  - Electronic temperature limiter in the controller and separate mechanical safety thermostat.
  - Main switch, transformer and motor protection switch.
  - Horn in case of failure.
- All failures are visually indicated.
- Unit on castors.



### Particularities

- Digital flow indication with control of the minimum flow.
- Pump with seal less magnetic drive.



### Working principle

The pressurised water unit has two independent circuits which can operated at different temperatures.

The circuit 1 (cold water) or circuit 2 (hot water) can be switched on by pneumatic valves. It can be done manually or by using an external signal (24VDC, 110VAC, 230VAC). For the switching function compressed air is required.



## Technical data

## cold water circuit 1

## hot water circuit 2

### Temperature range

Water

30°C up to 90°C

100°C up to 160°C

### Temperature control

2 self-optimizing, electronic microprocessor controllers MP-888 with digital display of the set and actual value.  
Automatic temperature monitoring.

### Flow control

electronically, with digital display and automatic control of the minimum flow.

### Heating capacity

6 kW

12 kW

### Cooling capacity

approx. 200 kW at 90°C

approx. 80 kW at 160°C

### Pump capacity

Pressure mode

motor 1,8 kW

motor 1,8 kW

max. 6,5 bar / max. 75 l/min.

max. 6,5 bar / max. 75 l/min.

### Pressure increasing pump

yes

yes

### Temperature measurement at the mould

no

no

### Pressure discharge and mould drain

yes

yes

### Leakstopper

no

no

### Filling

automatic

automatic

### Connections

Medium

Cooling water

Compressed-air

¾" BSP female thread

1" BSP male thread

¼" BSP female thread

### Dimensions (LxWxH)

1'300 x 480 x 1'400 mm, incl. castors

### Weight

approx. 245 kg empty

### Colour

silvergry RAL 7001

The heat-up and cool-down times are depending on the mould weight. The unit TT-30/160 is designed for a mould weight up to 500 kg. The fastest cycle time can be achieved with small moulds. Sufficiently large form channels are also important. Faster times can be achieved if each mould half is equipped with a separate unit.

## Electronic temperature controller MP-888

The electronic controller MP-888 can be operated to read °C or °F. The analog interfaces 0-5 V, 0-10 V and 4-20 mA are standard included in the controller - **without additional costs.**

Set temperature / required temperature adjustable in 1/10° range.




Actual temperature / effective temperature displayed in 1/10° range.

The self-optimizing feature on this controller allows a very high regulating accuracy even at high temperatures and adheres to the set temperatures independently of the consumer size.

### Flow control:

The indication of the flow rate is possible in litres or gallons per minute. As soon as the flow falls below a minimum, the alarm is activated.



**TOOL-TEMP**